



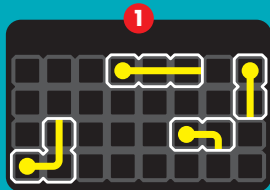
# HOW TO PLAY

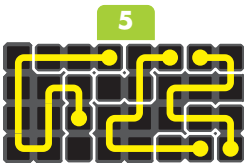
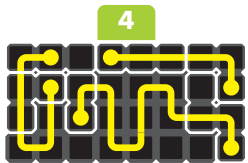
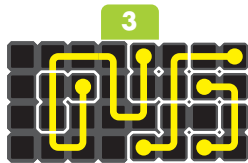
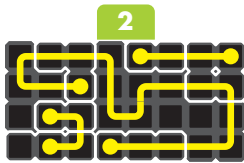
- 1 Select a challenge. Each challenge shows 2, 4 or 6 dots.
- 2 The object of the game is to connect all dots with a path:
  - A) All puzzle pieces must be placed on the game board.
  - B) Most puzzle pieces are double sided. The rectangular puzzle pieces can also be placed showing a blank side (without a path). Therefore, these pieces have 3 possible options.
  - C) Each path starts and ends at a dot. Unconnected path pieces are not allowed.
  - D) Each challenge shows ALL dots you need for that challenge.
    - If a challenge shows 2 dots, you need to create 1 connecting path.
    - If a challenge shows 4 dots, you need 2 separate paths.
    - If a challenge shows 6 dots you need 3 paths.You are not allowed to add dots that are not shown in the challenge!
  - E) On top of the dots each level shows extra hints, such as the position of puzzle pieces or the shape of the path(s):
    - *STARTER*: The shape of all paths and the shape and position of some puzzle pieces is shown.

- *JUNIOR*: The position and shape of all puzzle pieces is shown, but not the shape of the path(s). Attention, some puzzle pieces have the same shape!
- *EXPERT*: The shape of all paths is shown.
- *MASTER*: The shape and position of some puzzle pieces with dots is shown.
- *WIZARD*: Only the position of the dots is shown.

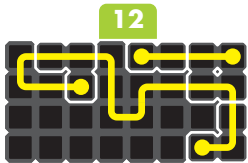
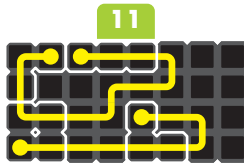

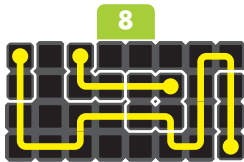
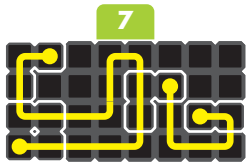
F) When the path is not shown in the challenge and there are more than 2 dots, any dot can (theoretically) be connected with any other dot.


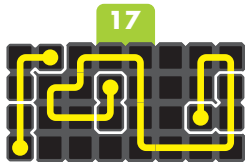
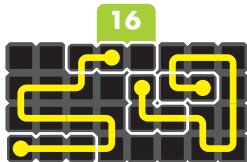
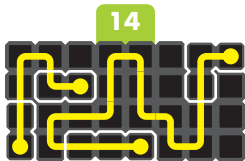

**3** There is only 1 solution, which can be found at the end of the challenge booklet.





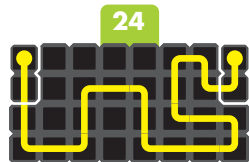
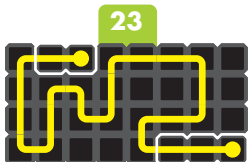
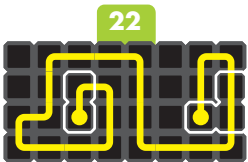
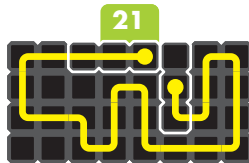
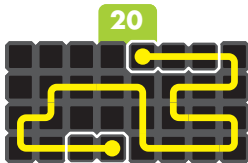
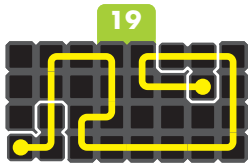


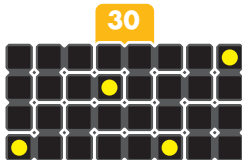
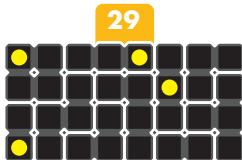
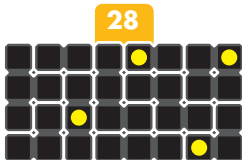
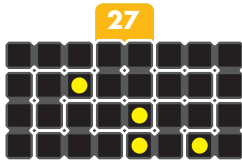
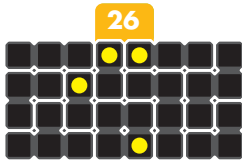
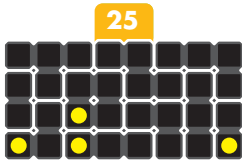


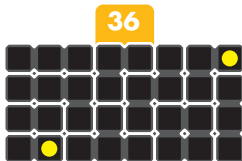
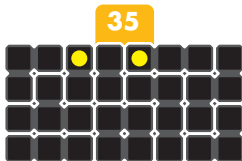
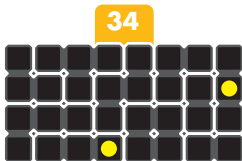
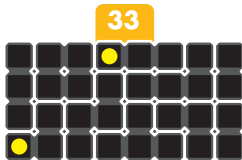
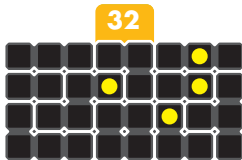
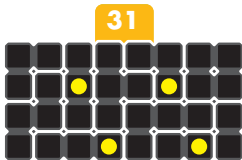


STARTER












37




38




39



40



41

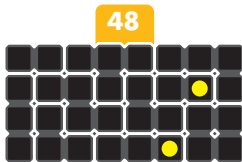
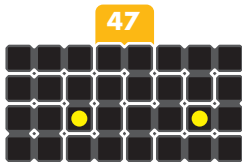
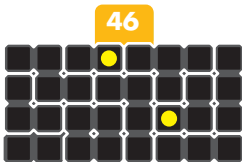
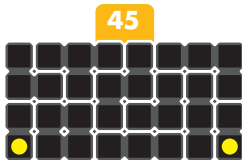
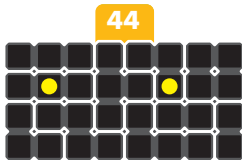
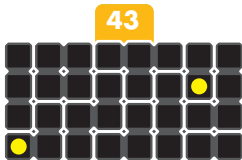


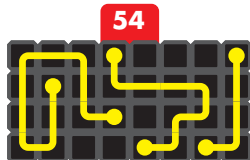
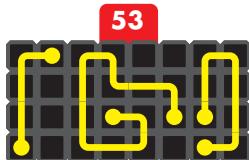
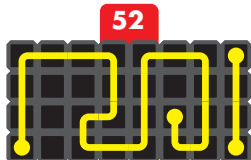
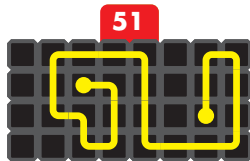
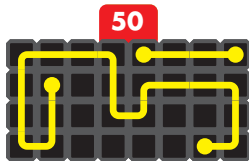
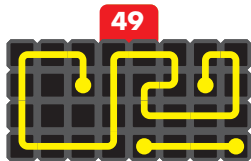
42



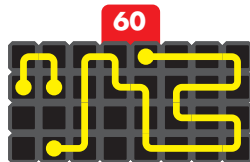
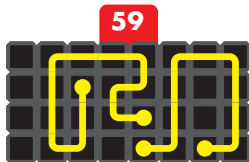
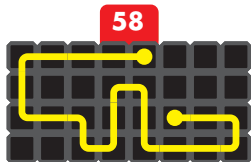
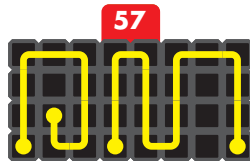
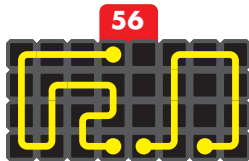
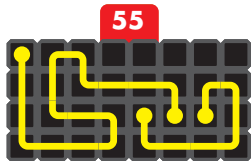
JUNIOR









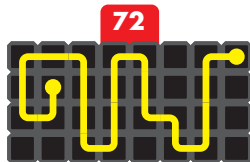
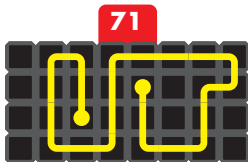
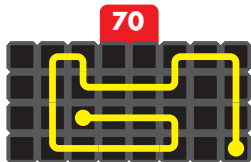
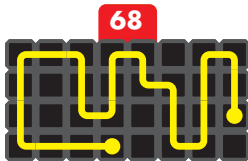
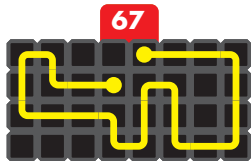


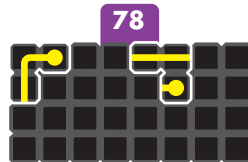
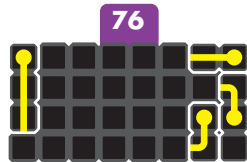
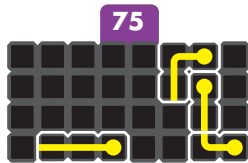
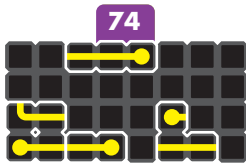
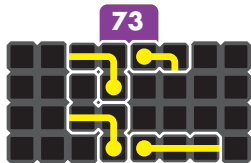
A yellow path is shown on a grid, starting from a red dot at the top center and ending at a blue dot at the bottom right. The path consists of several horizontal and vertical segments, forming a complex shape that covers most of the grid area.

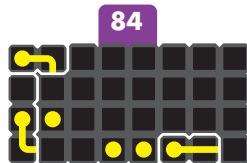
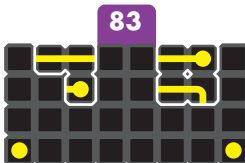
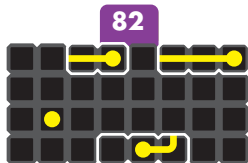
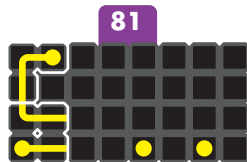
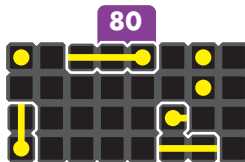
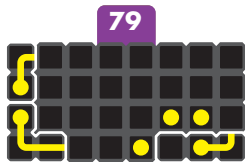
[illegible][illegible]

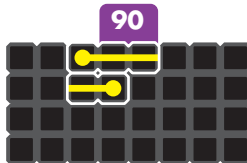
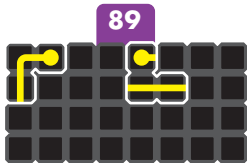
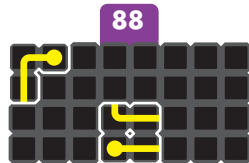
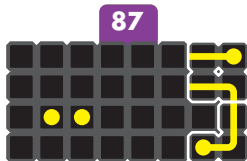
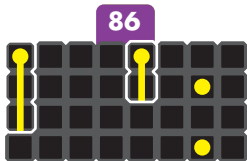
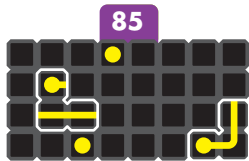
A 5x5 grid with a yellow path starting from a red square at (0,4) and ending at a yellow dot at (4,1). The path is highlighted in yellow.

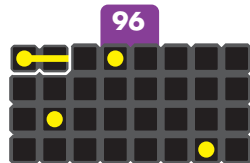
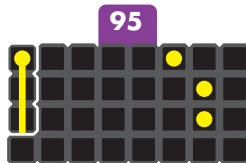
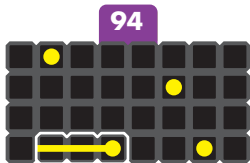
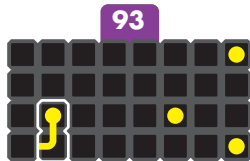
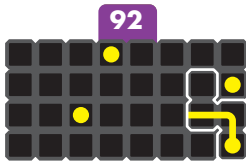
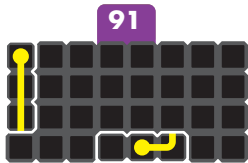
A 5x5 grid with a yellow path. The path starts at a red square at (0, 2) and ends at a yellow square at (4, 4). The path consists of the following squares: (0, 2), (0, 3), (1, 3), (1, 4), (2, 4), (2, 3), (3, 3), (3, 4), (4, 4). The squares (0, 1), (1, 1), (2, 1), (3, 1), (4, 1), (0, 4), (1, 4), (2, 4), (3, 4), (4, 4) are yellow, and the rest are grey.

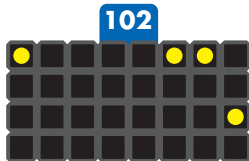
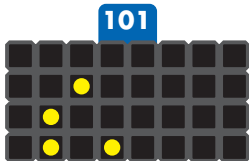
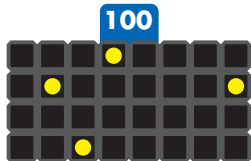
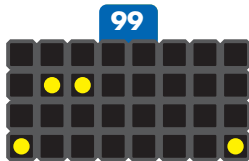
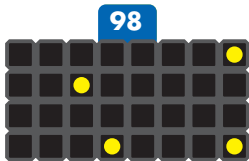
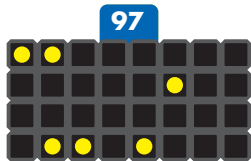




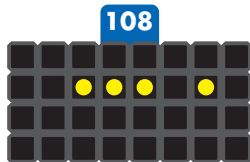
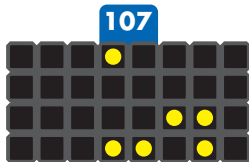
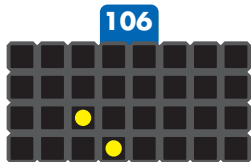
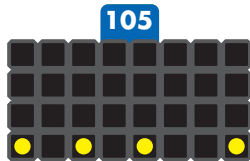
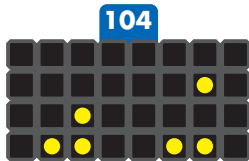
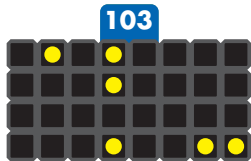












109



110



111



112



113



114



115



116




117



118

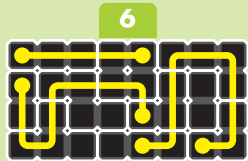
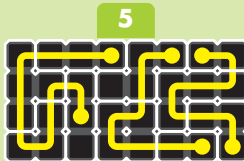
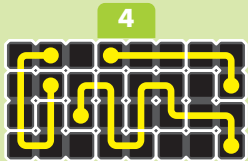
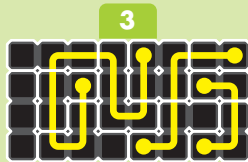
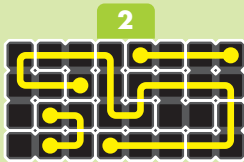



119



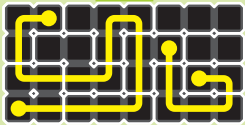
120



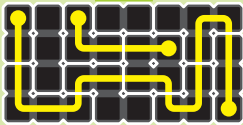


## SOLUTIONS

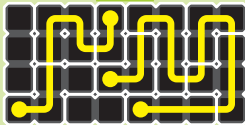
7



8



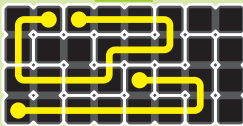
9



10




11




12



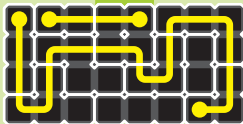
13



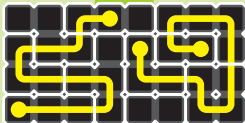
14



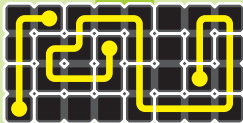
15



16



17



18




19



20



21



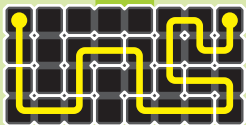
22

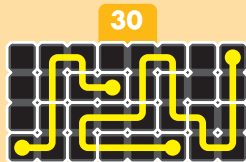
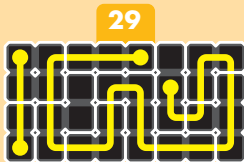
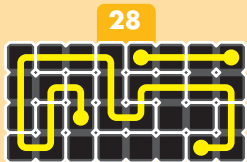
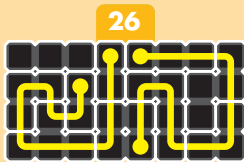
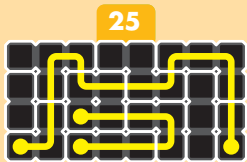


23



24









31



32



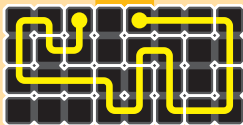
33



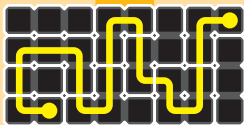
34

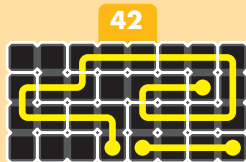
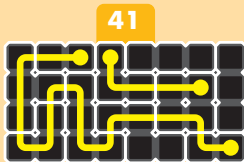
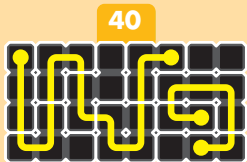
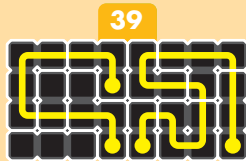
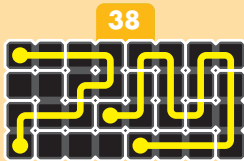
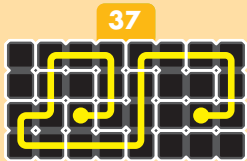


35

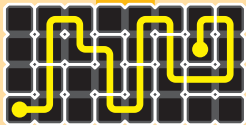


36





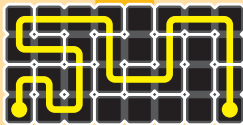
43



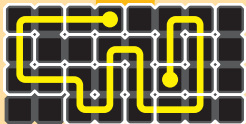
44



45



46



47



48



49



50



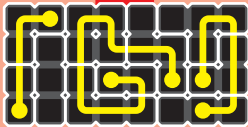
51



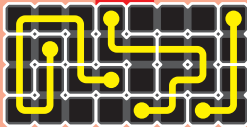
52



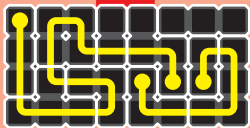
53



54



55



56



57



58



59



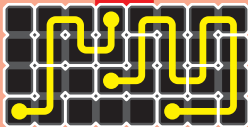
60



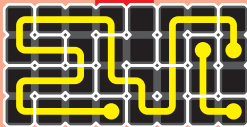
61



62



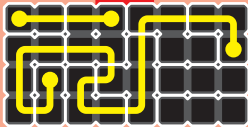
63



64

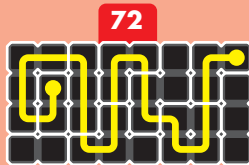
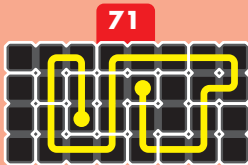
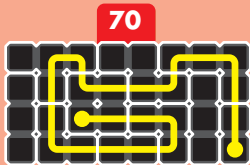
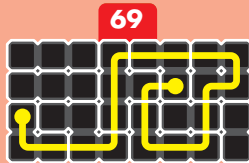
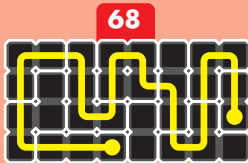



65




66

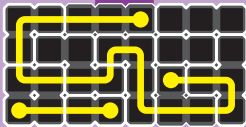




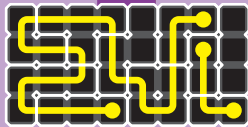
73




74



75



76



77




78





79



80



81



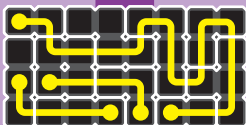
82



83



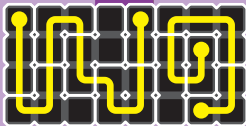
84



85



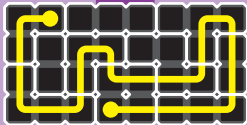
86




87



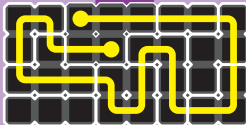
88



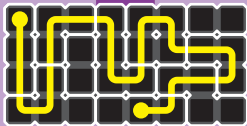
89



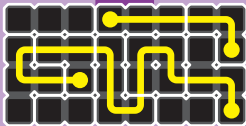
90



91



92




93



94



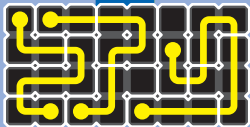
95



96



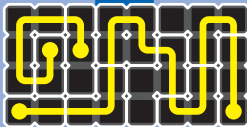
97



98



99



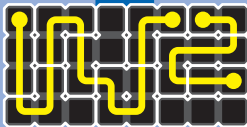
100



101



102




103



104



105



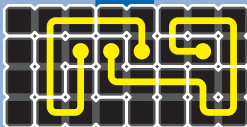
106



107




108



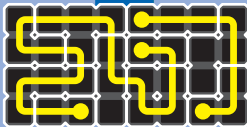
109



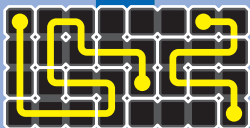
110



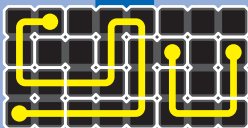
111



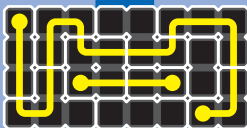
112



113



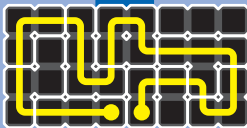
114



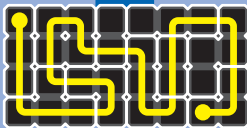
115



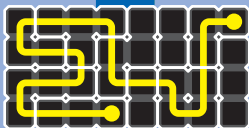
116



117



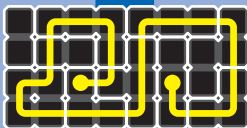
118



119



120





© 2020 Concept,  
game design & artwork: SMART - Belgium.  
All rights reserved.  
Designer: Raf Peeters  
Original product name: IQ Circuit  
Neerveld 14, B-2550 Kontich, Belgium  
Fax +32 15 45 10 60 - info@smart.be  
**www.SmartGames.eu**

dd: 20201007B

Made in China

